

# Golden Prairie District

## K-STATE RESEARCH AND EXTENSION NEWS

[goldenprairie.ksu.edu](http://goldenprairie.ksu.edu)

**Oct, Nov, & Dec 2021**

### WAKEENEY OFFICE

216 N Main

Phone: 785-743-6361

**N/A**

*Extension Agent*

**Ashley Conness**

*4-H Program Manager*

**Lucy Conness**

*Office Professional*

### OAKLEY OFFICE

710 W 2nd St.

Phone: 785-671-3245

**Taylor Ziegelmeier**

*Extension Agent*

**Gracie Tyler**

*4-H Program Manager*

**Kathy Katt**

*Office Professional*

### GRAINFIELD OFFICE

PO Box 173

Phone : 785-673-4805

**Kelsi Wertz**

*Extension Agent*

**Kristy Packard**

*4-H Program Manager*

**Jennifer Ackerman**

*Office Professional*

**K-STATE**  
Research and Extension

K-State Research and Extension is an equal opportunity provider and employer.

[ksre.k-state.edu](http://ksre.k-state.edu)



Hi! I'm Kelsi Wertz; I am the new Livestock Production Agent for K-State Research and Extension Golden Prairie District. I will cover Trego, Gove, and Logan counties. I am excited to put all my schooling and knowledge to use working with local producers to help better the industry. Let me share a little about me; I was born in Kearney, Nebraska, making me the youngest of my family of four and the first girl born into my dad's family in 95 years. I spent about half my life growing up on our family farm in Trenton, Nebraska, where we ran cow/calf pairs and raised various field crops, including soybeans, corn, and sunflowers. My family then moved to Great Bend, Kansas, and opened a BBQ restaurant. I finished middle school and high school there and spent a lot of time helping at the restaurant. I enjoyed growing up in 4-H, participating in multiple projects from livestock to cooking, photography, and even shooting sports.

Going into my college career, I knew I wanted to stay in agriculture, just not exactly sure where, so I went on to get four different college degrees and all the life experience I could before venture out to find a career. My first degree is an Associate of Science in Ag Production Systems from Nebraska College of Technical Agriculture. Secondly, I received an Associate of Science in Massage Therapy from Omaha School of Massage. Next, I came back to Kansas and got an Associate of Science in Liberal Studies from Barton Community College. Lastly, I just graduated from Fort Hays State University with my Bachelors of Science in General Agriculture. With all the education and life experiences I have gained, I found a few hobbies along the way to fill my small amount of free time. Those hobbies include riding and training horses, baking and cooking, hunting and shooting sports, raising and training hunting dogs, and even traveling. I am based out of the Grainfield office; please feel free to call or stop by to say hello – 785-673-4805 [kjwertz@ksu.edu](mailto:kjwertz@ksu.edu). Keep an eye out for livestock-related programs that will be in the works soon; I look forward to meeting everyone!

## Inside Your Newsletter...

**Pg. 2-4: District & State 4-H**


**Pg. 5: Logan County 4-H**


**Pg. 6-8: Gove County 4-H**

**Pg. 9-10: Trego County 4-H**

**Pg. 11-13: Agent Articles**

**Pg. 14: Staff Information**

 **"Freezing and Frozen Foods"  
Live Well  
Pg. 9  
By Taylor Ziegelmeier**



**Taylor Ziegelmeier**

 **"Supplemental Winter Feeding Strategies"  
Pg. 10  
By Kelsi Wertz**



**Kelsi Wertz**

# 4-H State, Regional & District Events

## Upcoming Events

- **Oct 1:** [4-H Online Enrollment](#) Opens
- **Oct 1:** [Project Reports, Achievement Pin Applications](#) Due to Extension Office
- **Oct 1:** [Kansas 4-H Youth Leadership Council](#) application deadline
- **Oct 15:** Early bird registration deadline for [KYL](#)
- **Oct 30:** Shutterbugs Photo Workshop @ Hays
- **Oct 31:** Deadline for Early Bird Discount at Rock Springs 4-H Camp
- **Nov 1:** Club Financial Reviews due to Extension Offices
- **Nov 20-21:** [Kansas Youth Leadership Forum](#)
- **Nov 24:** [KS4H T-Shirt Orders Due](#)
- **Nov 30:** Reenrollment deadline for returning 4-H families

For a full list of statewide events please visit the [Kansas 4-H website](#).

**IT'S TIME TO ENROLL!**

**2021-2021  
4-HONLINE  
ENROLLMENT**

**[ENROLL HERE!](#)**

**JOIN TODAY!**



## Volunteer and Club Leader Reminders

### Volunteer Renewals

Don't forget to reenroll yourself on 4HOnline. This is how we approve volunteers for the upcoming 4-H year! Please make sure to edit/add any needed contact, health and participation info.

### Financial Reviews Due Nov 1

Each community and project club is required to complete an internal financial review each year. Please submit all completed paperwork to you local Extension Office no later than November 1.

## 4-H Officer Training

Please be watching for important information about officer training that will be headed your way soon!

For club leader and officer resources please visit the [Kansas 4-H Club Corner](#)



# 4-H State, Regional & District Events

## Project Leader Trainings

Being a project leader is a great way to give back to local youth by sharing your knowledge within a certain 4-H project. If you are considering serving as a project leader, now is a great time to get involved!

A Kansas 4-H Volunteer Project Leader Training Series is scheduled for fall 2021! All sessions are free and will be recorded. All sessions will begin at 6:30pm CST.

To register, visit: [4-H Volunteer Project Leader Training Series Registration](#)

### **September 28 - FCS: Textile Science**

Presenter - Jaci Millius, 4-H Youth Development Extension Educator, UNL Extension in Gage County

### **September 30 - Animal Science: Livestock**

Presenter - Kerry Elsen, 4-H Youth Development Lead Extension Educator, UNL Extension in Buffalo County

### **October 5 - Service Learning**

Presenters - D'Ann Rohrer, Global and Cultural Education, Michigan State University Extension in Mason County

Roxanne Turner, Leadership/Civic Engagement, Michigan State University Extension in Livingston County

### **October 7 - Creative Arts - Visual Arts: Barn Quilts**

Presenter - Kim Bearnese, 4-H Youth Development Lead Extension Educator, UNL Extension in Stanton County

### **October 12 - Financial Literacy**

Presenter - Monica Walker, County Extension Agent Family & Community Wellness/ 4-H, KSRE in Grant County

### **October 14 - Ag and Natural Resources: Wildlife**

Presenter - Drew Ricketts, Extension Wildlife Specialist, Horticulture and Natural Resources, Kansas State University

[Click HERE to watch Recorded Sessions: STEM: Rocketry & Personal Development: Public Speaking](#)

## Project Recognition & Membership Pins

Record keeping and Project Reporting are valuable skills taught to members of the Kansas 4-H program. Members are encouraged to keep a permanent record of all 4-H and Non-4-H Experience and are encouraged to summarize their experiences on the Kansas 4-H Project Report Form for project recognition.

To help you through this process, please refer to the [Guide to Kansas 4-H Project Recognition](#).

All forms and applications can be found on the [Golden Prairie Extension District website](#).

**Please submit all documents to your local extension office by October 1, 2021.**

## Shutterbugs at Big Creek

Shutterbug events are photography workshops put on across the state by the Kansas State 4-H Photography Action Team. Workshops are typically scheduled as a morning session and concentrate on a variety aspects of composition. Examples of sessions include: Portfolio, I have a camera-now what?, Panning, Close-ups, Aperture Settings & Kaleidoscopes/Reflections.

Where: Agricultural Research Center, Hays, KS

When: Oct. 30, 2021

More info coming soon!

## 4-H Camp at Rock Springs Ranch

Registration is OPEN for 2022 4-H Camp at Rock Springs. Rock Springs Ranch is offering Priority Enrollment AND a 10% discount for 4-H members if you register between September 1 and October 31, 2021.

Register here: <https://www.rockspringsranch4hcamp.org/>

Please direct all camp questions to Rock Springs Ranch at (785) 257-3221.



## Kansas Youth Leadership Forum

**What:** Build your leadership skills and potential through workshops, consulting groups, inspirational speakers and more. In addition, the 2022 State 4-H Youth Leadership Council will be elected and up to six National 4-H Conference delegates will be selected through an interview process at KYLF.

**When:** November 20-21, 2021

**Where:** Rock Springs 4-H Center

**Who:** Youth 14-18 years of age before January 1, 2022

**Registration:** Opens late Aug/early Sept. Info & registration [HERE](#).

**Registration Deadline:**

Early Bird Rate = October 15, 2021

Regular Rate = November 1, 2021

## Shooting Sports Instructor Training



The 4-H Shooting Sports Advisory and State 4-H Office are planning for Level 1 Shooting Sports Instructor training to be held March 25th - 27th, 2022, at Rock Springs 4-H Center. Training for Coordinators and each of the Shooting Sports Disciplines will be offered. It is our intention to offer training for any discipline that has registered participants. More info coming soon!



# Logan County 4-H News & Events

## Kansas 4-H enrollment opens on October 1st!

The 4HOnline system has been updated to 4HOnline 2.0! If you need help enrolling check out the [Kansas 4-HOnline Enrollment Guide](#).

Visit [v2.4honline.com](http://v2.4honline.com) to enroll!

Returning 4-H families: DO NOT create a new account. Simply log in to your existing account and update your information.



## 2021 KANSAS STATE FAIR

*Logan County 4-H Results*

### Katherine Baalman

Photography- Digital Composite Image

*Red Ribbon*

### Chad Zerr

Entomology- Intermediate Collection

*Blue Ribbon*

Clothing & Textiles- Fashion Revue for Young Men

*Purple Ribbon*



Follow us on Social Media!



## Spirit Tuesday!

Show your 4-H pride and wear a 4-H shirt on Tuesday, October 5th!



## Logan County 4-H Text Updates

4-H Families: Logan County 4-H is now offering text message updates!

Sign up for text updates here: <https://bit.ly/2020LG4Htexts>

## 2022 LOGAN COUNTY FAIR

*July 18-23, 2022  
Oakley, KS*





# Gove County 4-H News & Evens

4-H  
COUNCIL



K-STATE  
Research and Extension

# GOVE COUNTY

Wednesday October 21st  
7 p.m.

Grainfield  
Extension Office Meeting Room

## GOVE COUNTY FAIR

2022  
July 18-21



## IMPORTANT REMINDERS

- **Enrollment** begins October 1.
  - An email will be the main source of communication, please enroll with the email address you check often.
  - Returning members deadline, November 30
- **National 4-H Week**- October 3-9
  - Wear a 4-H Shirt on Wednesday!
- **Donut Delivery**- October 4
- **Leader/Volunteer Updates**- Deadline November 1, lookout for more information in an email
- **Club Treasurer Book Review**- November 1
- **Officer Training**- TBD
- **Livestock Clinics**-TBD



## SAVE THE DATE

Gove County 4-H  
Achievement Night

November 13th, 2021

Gove County 4-H Building  
Grainfield, KS



K-STATE  
Research and Extension



Golden Prairie  
District

## ATTENDANCE POLICY

In order for a 4-H member to be allowed to participate in any sales/auctions at the Gove County Fair, said 4-H member will be required to attend 5 meetings with the club they are enrolled in, as well as 1 pre-fair cleanup, and the post-fair cleanup. If these requirements cannot be met, a letter (handwritten or emailed) detailing the reasons for an exception must be submitted to the Fairboard no later than 7 days prior to the start of the fair. Any exceptions will be at the discretion of the Fairboard. Extraordinary circumstances occurring after the deadline will be handled on a case by case basis by the Fairboard. \*Approved August 1, 2016

# NOTICE

## EMAIL DELIVERY CHANGING

Starting in Program Year 2021 - 2022, all corresponding emails from **Golden Prairie District, GOVE COUNTY** to **GOVE COUNTY 4-H MEMBERS** will come from 4-H Online 2.0.

*Checklist for transition:*

- Update enrollment with current often checked emails for parent communication
- Check all junk, spam, etc. folders often and train email to whitelist the 4-H Online Address
- All replies will be sent to Kristy individually, so no unnecessary reply all spam.





# Kansas State Fair



# STATIC EXHIBIT RESULTS

## Photography

Madelynn Werth- Blue

Tyrell Chapin- Blue

Matthew Mader- Purple

Trace Kinderknecht- Purple

Luke Zerr- Blue

Madison Zerr- Red

Ella Gruenbacher- Purple, Rock Springs Award

Ella Prosser- Blue

Jayla Kinderknecht- Blue

Annaliese Mader- Blue

Blaine Kinderknecht- Blue

Branton Goetz- Blue

Kayler Getz- Blue

## Fiber Arts

Peyton Baalman- White

Madison Zerr- Blue

Shaylee Baalman- Red

## Foods & Nutrition

Luke Zerr- Blue

Madison Zerr- Blue

Laredo Allemang- White

## Woodwork

Blaine Kinderknecht- Red

Annaliese Mader- White

## Geology

Rody Heddlesten- Purple

## Shooting Sports

Annaliese Mader- Red

## STEM-Architectural Block Construction

Rody Heddlesten- Blue

## STEM-Robotics

Rody Heddlesten- Purple

## STEM-Rocketry

Rody Heddlesten- Purple

## STEM-Educational Display

Jarrett Packard- Red

## Visual Arts

Laredo Allemang- Blue

Broady Goetz- Blue

Annaliese Mader- Red

Tyrell Chapin- Purple

## Horticulture

Ella Gruenbacher- Blue







# Trego County 4-H News & Events

## NATIONAL 4-H WEEK ACTIVITIES



- ☘ Sunday, September 26th - Put cups in fence at the High School - 2:30 p.m.
- ☘ Sunday, October 3rd - Paint downtown business windows - 12:00 p.m.
- ☘ Monday, October 4th - Kick off 4-H Week by wearing a 4-H T-Shirt!



Last year was a blast. Let's make the next one even better!!

Enrollment begins October 1st!!

**KAP'S, MEMBERSHIP PIN APPLICATIONS, & CLUB SEAL APPLICATIONS DUE TO THE EXTENSION OFFICE ON FRIDAY OCTOBER 1ST!!**




**K-STATE**  
Research and Extension



Golden Prairie  
District

## Save the Date

### NOVEMBER 2021

S	M	T	W	T	F	S
	1	2	3	4	5	6 
7	8	9	10	11	12	13
14	15	16	17	18	19	20
21	22	23	24	25	26	27
28	29	30				

**Trego County 4-H  
Achievement  
Banquet**

**November 6th  
4:30 pm**



# CONGRATULATIONS

## Kansas State Fair Participants

### *Foods & Nutrition*

Adalyn Nilhas : Peanut Butter Twists - Red Ribbon

Zoey Parker : Bread - Red Ribbon

Kamdyn Reynolds : Bundt Cake - Red Ribbon

### *Forestry*

Zoey Parker : Forestry Notebook - Red Ribbon

### *Photography*

Addison Crossland : Colored Photo - Purple Ribbon

Taber Howard : Colored Photo - Blue Ribbon

Desiree' Littlechild : Colored Photo - Blue Ribbon

Kaley Logue : Colored Photo - Blue Ribbon

Adalyn Nilhas : Colored Photo - Blue Ribbon

Zoey Parker : Colored Photo - Blue Ribbon

Kamdyn Reynolds : Colored Photo - Purple Ribbon

Kori Whited : Black & White Photo - Purple Ribbon

### *Stem/ Robotics*

Amethyst Moses : Programmable Robot - Purple Ribbon

Amethyst Moses : Robot - Blue Ribbon

### *Visual Arts*

Briant Berning : General Craft - Red Ribbon

Tatum Flax : Drawing - Blue Ribbon

Desiree' Littlechild : Drawing - Red Ribbon

Amethyst Moses : Painting - Red Ribbon

### *Wildlife*

Taber Howard: Wildlife Poster - Blue Ribbon



## Freezing & Frozen Foods

### Foods that Do Not Freeze Well

Gardens are bursting with bountiful produce this time of year. While many fruits and vegetables can be frozen, there are some that do not freeze well. This is due to the high water content within the produce. Some produce that does not freeze well include cucumbers, lettuce, radishes, parsley, celery, and raw cabbage. They will become limp, watery, and develop an oxidized color, aroma and flavor. In some herbs and seasonings, the flavors may become strong and bitter. Irish potatoes, baked or boiled, tend to become watery and mealy in texture. If cucumbers or cabbage is pickled or marinated and then frozen, they can be frozen in that form. It is best to use them partially frozen to help retain some texture. Some other foods that do not freeze well include cooked eggs, sour cream, custards, and mayonnaise or salad dressing. Learn more at the National Center for Home Food Preservation.

### Try Freezer Pickles!

While plain cucumbers do not freeze well, pickled cucumbers are an option for freezing. Salt draws out water and a sugar syrup will help firm the pickle texture. Slice cucumber thin for quicker absorption of the sugar syrup. Pickling variety cucumbers are best. Do not use waxed cucumbers as the wax interferes with brine absorption. As with canning pickles, remove the blossom end and stem. Slice cucumbers 1/16th to 1/8th inch thick. After freezing, thaw them in the refrigerator and store leftovers in the refrigerator. Source: Penn State Extension

### Why Blanching is Important Before Freezing Corn

Blanching is a process in which vegetables are lowered into boiling water for a specific time. The vegetables are subsequently dropped into ice water to quickly cool, then dried and placed in freezer containers. Freezing slows down enzyme processes, but it doesn't stop them. Blanching is recommended to assure your corn will taste as fresh as possible after they have been frozen. That's because blanching stops enzyme activity. Enzymes in produce help it ripen, and continue to do their work even after the produce has been picked. By stopping the enzyme action, blanching prevents the produce from becoming overripe. Blanching also helps retain color, flavor, texture and nutrients. Blanching helps remove dirt and small organisms from the produce as well. It is important to look up the specific amount of time corn needs

to be blanched and follow those guidelines. If corn is under-blanching, it can actually speed up the enzyme processes. If corn is over-blanching, the nutritional value, flavor, color and texture can be negatively affected. Learn more in *Preserve it Fresh, Preserve it Safe: Preserving Sweet Corn*.

### Safely Preparing Frozen Foods

When shopping for frozen foods, be aware that not all frozen foods are prepared the same for consumption. Consumers may not know that some frozen foods are not fully cooked or ready to eat, especially if they have browned breading, grill marks or other signs that normally show that a product has been cooked. In a recent FSIS observational study, 22 percent of participants said a not-ready-to-eat frozen chicken entrée was either cooked, partially cooked, or they weren't sure that the product was in fact raw. The best advice is to read the cooking or preparation instructions on the package. This is specific to that product. The instructions may only have one cooking method or possibly multiple methods. This is important for all frozen foods whether they are vegetables or meat products. If the package states "not ready to eat" that means some form of cooking, baking or roasting must take place. Always use a food thermometer to check final temperatures.



Check out Taylor's Family and Consumer Sciences Page on Facebook!  
<https://www.facebook.com/FCS.TaylorZiegelmeier>



# Supplemental Winter Feeding Strategies

By: Kelsi Wertz—Livestock Production Agent

## Managing Cows through the Winter

Winter can be harsh on people and animals alike. Not knowing what the weather will hold all year makes one wary of having enough feed in their pastures to graze cattle. Some may be cautious to see if they will have enough bales on the home place to supplement when it drops below freezing. Their neighbor might be worried they won't have enough ground to keep their the stock since they have been in the pastures all summer. Their pastures need a break to grow back, but where do they put the stock to feed them through the winter? Here are a handful of helpful strategies that might be what you need to succeed this winter.

There are many options when it comes to winter feeding. Just a few are; custom feeding, Extending your grazing season by bale or swath grazing, feeding annual forages, or substituting hay with a high energy feed. Each one has its advantages and disadvantages, ultimately the choice is up to the producer and what works best for their operation. To help clarify here are some of the advantages and disadvantages of each to keep in mind.

## Custom Feeding

As a producer, custom feeding gives you the freedom of wintering their stock away from the home place. Custom feeding is an excellent option for those with limited ground and might need another place to feed winter stock while their pastures rest. Most feedlots in the state will help the producer develop a custom feeding plan and timeline specific for their cattle.

### Advantages:

- ◆ Reduces the amount of winter labor.
- ◆ Allows freedom and flexibility for the producer to spend time on other projects.
- ◆ Reduces the amount of ground the producer must own.
- ◆ Great for small family-owned operations with little hired help.

### Disadvantages:

- ◆ Added economic investment

## Extending the Grazing Season

### ⇒ Bale Grazing

Strategically placing hay bales throughout the field or pasture. Someplace the bales in the field with a tractor and then fence off the different bales, only removing the fence when it's time to feed that bale. Others use a bale bed or tractor to deliver the bale(s) to the feeding location daily.

### ⇒ Swath Grazing

Swathing summer-grown annual or perennial forages such as field corners, some ditches, or cover crops.

### Advantages:

- ◆ The ability to place the feed where it is convenient and be able to move the stock if needed.
- ◆ Utilization of forages while limiting the animals' access to forages consumed.
- ◆ Maintain quality of forages well into the winter.

### Disadvantages:

- ◆ Added labor
- ◆ The need for extra storage space for bales.

## Use of Annual Forages (Cover Crops)

Planting small grains and brassicas for fall to early winter grazing. Planting before September 15th, there is time for sufficient growth to offer relief for cool-season pastures. Strip grazing or rotational grazing will increase the number of grazing days.

### Advantages:

- ◆ All annual varieties are high-energy and high-protein feeds.
- ◆ Can offer enough feed to get a producer through the whole winter.
- ◆ Ability to be baled.

### Disadvantages:

- ◆ Added labor
- ◆ They still require moisture
- ◆ Added timed project
- ◆ Early freeze can severely inhibit growth

If you are unsure about what the options are for winter feeding, stop in at the local Extension office to find out about more possibilities.

We are happy to help put together feed rations, decipher forage analysis, and much, much more!



Check out Kelsi's Livestock Page on Facebook!

<https://www.facebook.com/Kelsi-Wertz-GPED-Livestock-Agent-107775394907417>

## Fall is a Good Time for Soil Testing



Though we often think of soil testing as a spring chore, fall can actually be a better time. Soil-testing laboratories are often very busy during the spring resulting in a longer turnaround from submission to recommendations. Also, soils in the spring are often waterlogged, making taking samples difficult. If your soil test suggests more organic matter, fall is a much better season because materials are more available than in the spring (tree leaves), and fresher materials can be used without harming young tender spring-planted plants.

Begin by taking a representative sample from at least six locations in the garden or lawn. Each sample should contain soil from the surface to about 6 to 8 inches deep. This is most easily done with a soil sampler. Many K-State Research and Extension offices have such samplers available for checkout. If you don't have a sampler, use a shovel to dig straight down into the soil. Then shave a small layer off the back of the hole for your sample. Mix the samples together in a clean plastic container and select about 1 to 1.5 cups of soil. This can be placed in a plastic container such as a resealable plastic bag.

Take the soil to your county extension office to have tests done for a small charge at the K-State soil-testing laboratory. A soil test determines fertility problems, not other conditions that may exist such as poor drainage, poor soil structure, soil borne diseases or insects, chemical contaminants or damage, or shade with root competition from other plants. All of these conditions may reduce plant performance but cannot be evaluated by a soil test. (Ward Upham)

Reference: Upham, Ward ([https://hnr.k-state.edu/extension/info-center/newsletters/2019/Oc8\\_2019\\_40.pdf](https://hnr.k-state.edu/extension/info-center/newsletters/2019/Oc8_2019_40.pdf))

*Please visit the K-State Horticulture  
website for more information.*

<https://hnr.k-state.edu/extension/info-center/>





## October, November & December, 2021

NA, Extension Agent	??@ksu.edu	<b>WaKeeney Office Hours</b>
Ashley Conness, 4-H Program Manager	acoker@ksu.edu	Monday-Friday
Lucy Conness, Office Professional	lucy80@ksu.edu	8am-12pm, 12:30pm-4:30pm
Taylor Ziegelmeier, Extension Agent	taylorlz@ksu.edu	<b>Oakley Office Hours</b>
Gracie Tyler- 4-H Program Manager	gracietyler@ksu.edu	Monday-Friday
Kathy Katt, Office Professional	kakatt@ksu.edu	8am-12pm, 12:30pm-4:30pm
Kelsi Wertz, Extension Agent	kjwertz@ksu.edu	<b>Grainfield Office Hours</b>
Kristy Packard, 4-H Program Manager	kristy2@ksu.edu	Monday-Friday
Jennifer Ackerman, Office Professional	jmackerm@ksu.edu	8am-12pm, 12:30pm-4:30pm